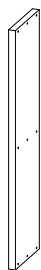


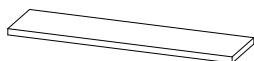
INSTRUCCIONES DE MONTAJE
ASSEMBLING INSTRUCTIONS
INSTRUCTIONS D'ASSEMBLAGE



PARTES DEL MUEBLE
UNIT PARTS
PARTIES DU MEUBLE



x2*a



x3*b

HERRAJES Y PIEZAS
IRON FITTINGS AND PIECES
FERRURES ET PIÈCES

x4
M4x50

*A



x2

*B



x4
M3,5x16

*C



x4

*D



x18
M3,5x40

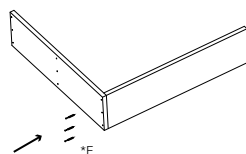
*E



MONTAJE
ASSEMBLING
MONTAGE

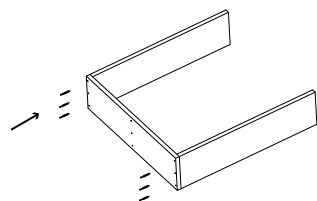
①

1xa
1xb
3xE



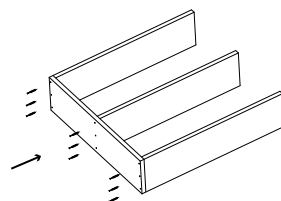
②

1xb
3xE



③

1xb
3xE

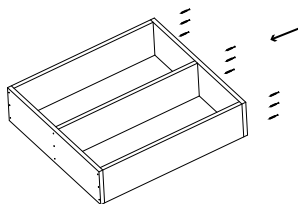


The wood tailor

MOBILIARIO SOSTENIBILE

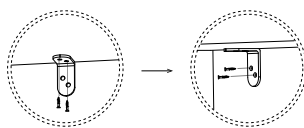
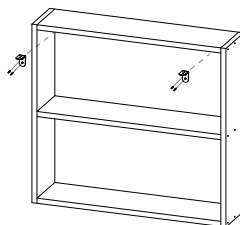
4

1x a
9x E



5

2x B
4x C
4x D
4x A



4x C

4x D
4x A

6

